

AmuseWiki, yet another wiki engine

Vienna, Perl Dancer 2015

Marco Pessotto (melmothX)

October 22, 2015

About me: Marco Pessotto

PAUSE id MELMOTHX

IRC melmothX on Libera Chat and irc.perl.org

E-mail melmothx@gmail.com

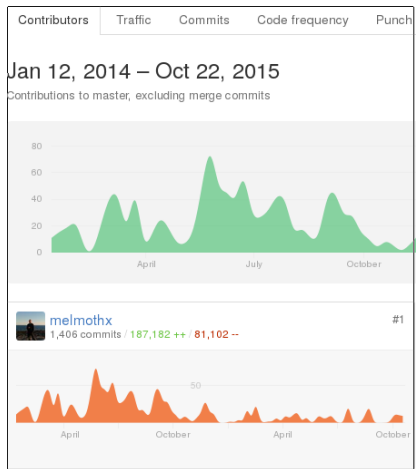
Homepage <http://amusewiki.org>

IRC channel <irc://irc.libera.chat/#amusewiki>

GitHub <https://github.com/melmothx>

Background Humanities (history and translations)

One man project



Why?

Long term storage of texts in a clean form

Publishing texts providing the best possible reading experience.

Yet another wiki engine

Flat file storage, one text maps to one file with all the metadata

Git backend

High-quality output: LaTeX

PDF imposing for printing

EPUB for e-reader and mobile

Bookbuilder to customize the output and create collections

HTML importer (supporting copy and paste from Word via ckeeditor)

Upcoming: slides and POD importer

Source (Emacs Muse markup)

```
#title My title
#subtitle Another boring essay
#author John Doe
#topics boring things, another topic
#date October 22, 2015
#notes This was just a test
```

```
** Chapter one
```

```
And **here** the *text* starts
```



Title: The Text::Amuse markup manual

Subtitle: The writer's guide

Authors: John Wiegley, Marco Pessotto, Michael Olson

Date: 2012

Topics: Documentation, How-To



The Text::Amuse markup manual

The writer's guide

Bookbuilder

A MuseWiki



URI	Action
manual	<input type="button" value="Move up"/> <input type="button" value="Move down"/> <input type="button" value="Delete"/>
remote-syncing	<input type="button" value="Move up"/> <input type="button" value="Move down"/> <input type="button" value="Delete"/>
Total pages: 28	<input type="button" value="Clear the book list"/>

Please give a name to the collection. The name is always required, but used only if there are multiple texts.

Produce an EPUB instead of a PDF

Please select the desired fonts Keep in mind that some character may be missing in the required font. Missing character will be reported.

Linux Libertine @ 10 pt

Permission is granted to copy, distribute and/or modify this document under the terms of the Creative Commons Attribution License, Version 1.2 or any later version published by the Free Software Foundation; with no Front-Cover Text, no Back-Cover Text, and no Title Page. A copy of the license is included in the section entitled "GNU Free Documentation License".

Copyright (C) 2004, 2005, 2006, 2007, 2008, 2009, 2010 Free Software Foundation, Inc.

Contents

The Text:Amuse markup manual	6
The Muse markup	8
Paragraphs	10
Centered and right aligned paragraphs and quotations	10
Source	11
Literal paragraphs	13
Line breaks	14
Page breaks	15
Levels of headings	17
Fourth level, a "subsection"	18
The example of levels	18

But if the line begins with more than 20 spaces, you'll have a right aligned paragraph. This is handy for signatures.

Like this

breed paragraphs.

Alternatively, you can use the <center> tag to surround regions that are to be published as centriparagraph.
A line that begins with six or more columns of whitespace, but less than 20, indicates a centered

Centered and right aligned paragraphs and quotations

Blank line:

Paragraphs in Muse must be separated by a

Paragraphs

Here we add a blank line

Here we add .

Here we add a blank line

Here we go.

Page breaks

If you put exactly five ~s (separated by whitespace) on a line by itself, indented by 6 or more spaces (like a centered paragraph), you'll get a page break in the PDF.
This code will break the page.

~ ~ ~ ~ ~

Home-brewed modules (available on CPAN)

`Text::Amuse` the parser

`EBook::EPUB::Lite` port to Moo of `EBook::EPUB`

`Text::Amuse::Preprocessor` the cleaner

`PDF::Imposition` prepare PDF for printing

`Text::Amuse::Compile` glues all together (CLI script provided)

Web Frontend

Framework Catalyst

Layout Bootstrap

Multisite on one instance you can run as many sites you want

Database DBIx::Class

Search Xapian

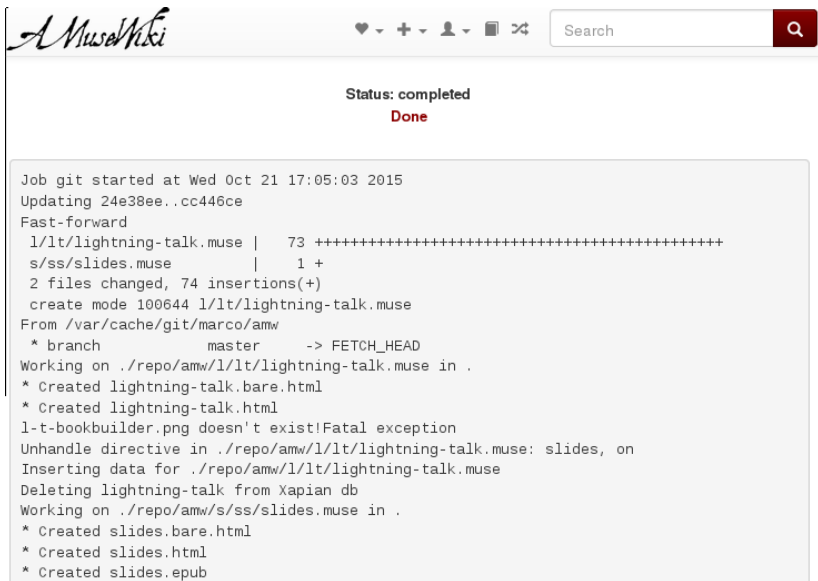
Templating Template Toolkit

Localization English, Italian, Croatian, Macedonian, Russian,
Finnish, Swedish, German, Spanish.

Users peer-based.

Git for the win

A daemon takes care of all the git-related operations where concurrency may be a problem.

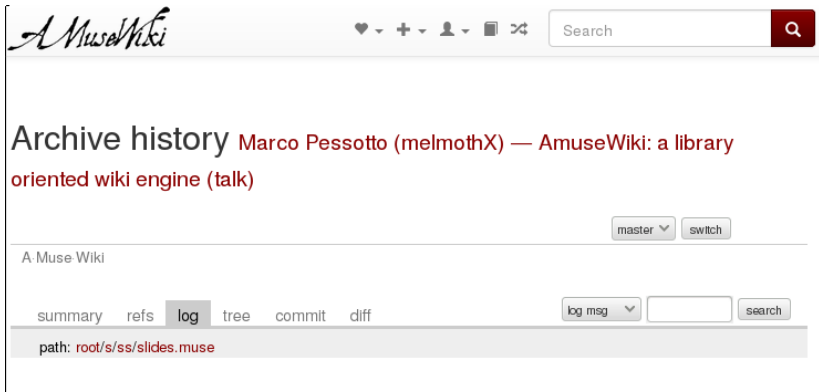


The screenshot shows a terminal window with a header bar containing the text "A MuseWiki" in a cursive font, navigation icons (heart, plus, user, folder, refresh), and a search box. The main content area displays the output of a git commit command, indicating a successful fast-forward merge. The commit message is "2 files changed, 74 insertions(+)", and the files created are "lightning-talk.bare.html", "lightning-talk.html", "slides.bare.html", "slides.html", and "slides.epub".

```
Status: completed
Done

Job git started at Wed Oct 21 17:05:03 2015
Updating 24e38ee..cc446ce
Fast-forward
 1/lt/lightning-talk.muse | 73 ++++++
 s/ss/slides.muse         |  1 +
 2 files changed, 74 insertions(+)
 create mode 100644 1/lt/lightning-talk.muse
From /var/cache/git/marco/amw
 * branch      master      -> FETCH_HEAD
Working on ./repo/amw/1/lt/lightning-talk.muse in .
 * Created lightning-talk.bare.html
 * Created lightning-talk.html
l-t-bookbuilder.png doesn't exist!Fatal exception
Unhandle directive in ./repo/amw/1/lt/lightning-talk.muse: slides, on
Inserting data for ./repo/amw/1/lt/lightning-talk.muse
Deleting lightning-talk from Xapian db
Working on ./repo/amw/s/ss/slides.muse in .
 * Created slides.bare.html
 * Created slides.html
 * Created slides.epub
```

Cgit for recent changes



The screenshot shows the AmuseWiki interface. At the top left is the 'AmuseWiki' logo. To its right are navigation icons: a heart, a plus sign, a person icon, a folder icon, and a refresh icon. Further right is a search bar with the text 'Search' and a magnifying glass icon. Below the header, the main heading reads 'Archive history Marco Pessotto (melmothX) — AmuseWiki: a library oriented wiki engine (talk)'. Underneath this heading are two buttons: 'master' with a dropdown arrow and 'switch'. Below that is the text 'A Muse Wiki'. A secondary navigation bar contains 'summary', 'refs', 'log' (highlighted), 'tree', 'commit', and 'diff'. To the right of this bar are 'log msg' with a dropdown arrow, an empty search input field, and a 'search' button. Below the navigation bar, the path is shown as 'path: root/s/ss/slides.muse'. The main content area displays a list of commit messages in a table format.

	Commit message (Collapse)	Author	Age
*	Turn slides bit on HEAD master	Marco	5 hours
*	Updated slides	Marco	28 hours
*	format fix	Marco	2015-09-04
*	Added sorted author	Marco	2015-09-04

Modes

private

blog

moderated wiki

open wiki

Hey, tests!

[...]

```
t/zz-finish-tests.t ..... ok
```

All tests successful.

Files=73, Tests=2555, 646 wallclock secs

(1.00 usr 0.16 sys + 368.93 cusr 17.74 csys = 387.83 C

Result: PASS

Questions?

Thanks!

<https://amusewiki.org>